

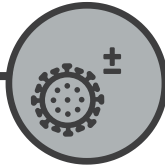


# SNAPSHOT OF 2022



**1,163,407**

Visits to our library



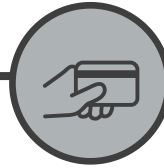
**27,012**

Covid tests distributed



**268,308**

WiFi sessions



**4,196,611**

Items checked out  
*(physical and digital)*



**9,074**

Participants in our  
summer reading  
program



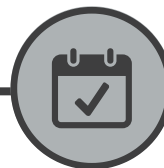
**120,318**

People attended  
library programs



**168,558**

Uses of public  
computers



**4,226**

Meeting room uses



**48%**

State Funding  
(PLF)



**49.6%**

Local Funding



**2.4%**

Other Sources

How our library  
is funded...

01167/kc/4-23